








ICAR-NATIONAL RESEARCH CENTRE ON EQUINES, HISAR
Training Programme on
Laboratory diagnosis of Equine glanders from 18-22 September, 2023


Programme Schedule

	Day 1, 18.09.2023
9:30-9:45	Registration
9:45-10:15	Inaugural Session, Venue- NRCE, Auditorium
	Welcome to participants
	Training outline
	Introduction of Participants
	Address by Director, NRCE
	Vote of thanks
10:15-10:30	High Tea and Group photo
10:30-11:00	ICAR- National Research Centre on Equines and its role on equine diseases surveillance (Dr T. K. Bhattacharya)
11:00-11:45	Lecture-Equine glanders: present status in India with special reference to Haryana state (Dr H. Singha)
11:45-12:30	Lecture-Diagnosis of glanders (Dr Shanmugasundaram K)
12:30-1:00	Grouping and interaction with laboratory members
1:00-2:00	Lunch break
2:00 - 5:00	Practical session for serological diagnosis of Glanders (CFT:Group-1, ELISA:Group-2)
	Day 2, 19.09.2023
9:30-10:15	Lecture-National Action Plan on Glanders (Dr H. Singha)
10:15-10:45	Lecture-Sample Collection, processing and dispatch for glanders diagnosis (Dr Shanmugasundaram K)
10:45-11:00	Tea
11:00-1:00	Practical session for serological diagnosis of Glanders (CFT: Group-1, ELISA: Group-2)
1:00-2:00	Lunch Break
2:00 - 5:00	Practical session for serological diagnosis of Glanders (CFT:Group-1, ELISA:Group-2)
	Day 3, 20.09.2023
9:30: 10:00	Lecture - <i>Burkholderia mallei</i> : Zoonotic and bio-threat implication and management of glanders outbreak (Dr. H. Singha)
10:00: 10:30	Lecture-Glanders surveillance plan for Tamil Nadu (Dr Shanmugasundaram K)
10:30-1:00	Practical session for serological diagnosis of Glanders (CFT, ELISA, PCR)
1:00- 2:00	Lunch Break
12:10- 3:30	Tea Break
1:00-2:00	Lunch break
2:00-5:00	Visit to ATIC and Animal Shed and Sample collection practical(Dr.Shanmugasundaram)
	Day 4, 21.09.2023
9:30- 1:00	Practical session for serological diagnosis of Glanders (CFT, ELISA, PCR)
1:00- 2:00	Lunch Break
2:00- 5:00	Visit to LUVAS and Agroha
	Day 5, 22.09.2023
9:30-10:30	An interactive session: Awareness assessment on glanders and other equine diseases (Ms Ana Raj)
11:30-1:00	Visit to NCVTC and CIRB
1:00-2:30	Lunch break
2:30-3:30	Valedictory function
2:30-2:40	Feedback from participants
2:40-2:50	Address by Director, NRCE
2:50-3:05	Certificate Distribution
3:05- 3:10	Vote of Thanks

A total of 10 Veterinary Officers from State Animal Husbandry Department, Tamil Nadu will be attending the training programme.

S. No.	Name of Officer/ VAS	Designation & Office address	Contact Number	Photo
1.	Dr. S. Sathianarayanan	Chief Epidemiology Officer, VEC, Chennai.35.	Mob: 9442752699 9445032504Email:vecah dtn2017@gmail.com	
2.	Dr. S. Sukumar	Assistant Director, ADIU, Trichy	Mob:9488849647Email:a diutrichy12@gmail.com	
3.	Dr.R. Sathya	Veterinary Assistant Surgeon, ADIU, Trichy	Mob:9940454691Email: drsathya3@gmail.com	
4.	Dr.M. Rajamurali	Veterinary Assistant Surgeon, ADIU, Ooty	Mob:9003372702Email: ootyadiu2012@gmail.com	

5.	Dr.S. Naveen Kumar	Veterinary Assistant Surgeon, Cherambadi VD, Gudalur Division, The Nilgiris	Mob:8220620656Email:naveen26011995@gmail.com	
6.	Dr. R. Satheesh Kumar	Veterinary Assistant Surgeon, ADIU, Namakkal	Mob:9790904797Email:adadiunamakkal@gmail.com	
7.	Dr. R.S.D. Babu	Assistant Director, ADIU, Salem	Mob:9842746676Email:adiusalem@gmail.com	

8.	Dr. V. VijayaKumar	Assistant Director, ADIU,Dindigul	Mob:8838944476Email:adiudgl@gmail.com	
9.	Dr. Mahalakshmi	Veterinary Assistant Surgeon,Ambadurai VD,Dindigul	Mob:9345242276Email:adiudgl@gmail.com	
10	Dr K. Sankar	Clinician Veterinary Polyclinic, Coimbatore	Mob:9363103425 Email:clinicianvpcbe@gmail.com	